

# DFS GIF – Canadian Balanced – CI

**Fund Category**  
Canadian Neutral Balanced

**Morningstar Return**  
Above Average

**Morningstar Risk**  
High

**Morningstar Rating™**  
★★★★

## Investment Objective

To provide investors with an attractive balance of current income and capital appreciation by investing primarily in a combination of Canadian equity and equity-related securities and fixed income securities.

## Volatility Analysis



## Best 1 Year Return

25.5%

3-31-2020 to 3-31-2021

## Worst 1 Year Return

-10.1%

12-31-2021 to 12-31-2022

## Fund Details

Inception Date	February 2014
Series 6 Min. Investment \$	1,000
Series 7 Min. Investment \$	250,000
Series 8 Min. Investment \$	1,000
Subsequent Investment \$	500
Total Assets \$Mil	104.4
Series 6 NAV \$	8.65
Series 6 MER %	2.47
Series 7 NAV \$	9.16
Series 7 MER %	1.91
Series 8 NAV \$	7.42
Series 8 MER %	2.12

## Additional Fees

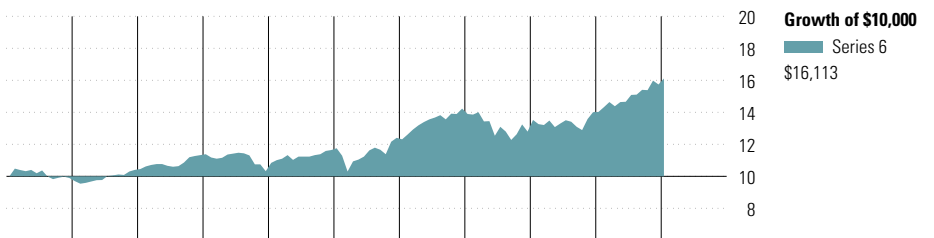
Name	Fee
Helios2 – 75/100 i	0.50
Helios2 – 75/100 GLWB	1.50
Helios2 – 100/100 i	1.15

Management Company	CI Investments Inc
Web Site	desjardinslifeinsurance.com

## Risk and Return Statistics

	3 Yr
Alpha	-1.36
Beta	1.10
R-Squared	95.78
Standard Deviation	10.06
Upside Capture	101.93
Downside Capture	114.71
Information Ratio	-0.55

## Performance Analysis as of January 31, 2025




2015	2016	2017	2018	2019	2020	2021	2022	2023	2024	YTD	Calendar Year
-1.1	5.1	8.9	-8.9	12.8	6.6	14.7	-10.1	9.5	12.4	2.4	Series 6
-0.6	5.6	9.5	-8.4	13.2	7.3	15.4	-9.7	10.2	13.0	2.3	Series 7
—	—	—	—	13.1	6.8	15.3	-9.9	9.9	12.8	2.3	Series 8

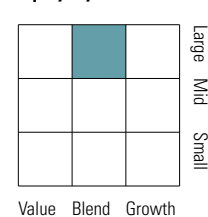
1 Mth	3 Mth	6 Mth	1 Yr	3 Yr	5 Yr	10 Yr	Since Incep.	Trailing Return %
2.4	4.7	6.8	14.9	5.1	6.5	4.7	5.1	Series 6
2.3	4.9	7.1	15.5	5.6	7.1	5.2	5.7	Series 7
2.3	4.8	6.9	15.2	5.4	6.9	—	6.0	Series 8
2	1	2	2	1	1	1	—	Quartile
1169	1169	1169	1169	1152	1147	729	—	No. of Funds in Category

## Portfolio Analysis as of January 31, 2025

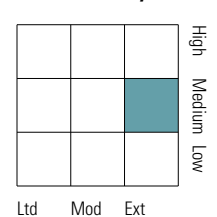
### Asset Mix



### Equity Style



### Fixed Income Style



## Top 10 Holdings

Top 10 Holdings	% Assets
Ci Private Markets Fund (Series I)	3.1
Manulife Financial Corp	2.7
Fairfax Financial Hldgs Shs Subord.Vtg	2.0
Shopify Inc Reg Shs -A- Subord Vtg	1.8
Enbridge Inc	1.7
Ci Private Markets Income Fd (Series I)	1.7
Bank of Nova Scotia	1.5
Canadian Natural Resources Ltd	1.4
Canada Housing Trust No 4. 25% 15-03-2034	1.3
Amazon.com Inc	1.3
Total % of Top 10 Holdings	18.4
Total Number of Stock Holdings	131
Total Number of Bond Holdings	199
Total Number of Other Holdings	227
<b>Total Number of Holdings</b>	<b>557</b>

## Top 5 Sectors

Top 5 Sectors	% Equity
Financials	31.6
Energy	12.7
Industrials	11.7
Information Technology	11.3
Consumer Staples	6.4

## Fixed Income Breakdown

Fixed Income Breakdown	% Fixed Income
Government Bonds	49.6
Corporate Bonds	44.0
Other Bonds	0.0
Mortgage Backed Securities	0.2
ST Investments (Cash & Other)	4.6
Asset Backed Securities	1.6

## Geographic Allocations

Geographic Allocations	% Stocks
Canada	60.1
United States	31.4
United Kingdom	3.7
Germany	1.2
Japan	1.1

# DFS GIF – Canadian Balanced – CI

## Disclosure

### Notes

Series 6A

Helios2 – 75/75 : S266A

Helios2 – 75/100 i : M266A

Helios2 – 100/100 i : T266A

Helios2 – 75/100 GLWB : G266A

Series 6B

Helios2 – 75/75 : S266B

Helios2 – 75/100 i : M266B

Helios2 – 100/100 i : T266B

Helios2 – 75/100 GLWB : G266B

Series 6C

Helios2 – 75/75 : S266C

Helios2 – 75/100 i : M266C

Helios2 – 100/100 i : T266C

Helios2 – 75/100 GLWB : G266C

Series 6D

Helios2 – 75/75 : S266D

Helios2 – 75/100 i : M266D

Helios2 – 100/100 i : T266D

Series 6E

Helios2 – 75/75 : S266E

Helios2 – 75/100 i : M266E

Helios2 – 100/100 i : T266E

Series 7A

Helios2 – 75/75 : S267A

Helios2 – 75/100 i : M267A

Helios2 – 100/100 i : T267A

Helios2 – 75/100 GLWB : G267A

Series 8A

Helios2 – 75/75 : S268A

Helios2 – 75/100 i : M268A

Helios2 – 100/100 i : T268A

Helios2 – 75/100 GLWB : G268A

Series 8B

Helios2 – 75/75 : S268B

Helios2 – 75/100 i : M268B

Helios2 – 100/100 i : T268B

Helios2 – 75/100 GLWB : G268B

Series 8C

Helios2 – 75/75 : S268C

Helios2 – 75/100 i : M268C

Helios2 – 100/100 i : T268C

Helios2 – 75/100 GLWB : G268C

Series 8D

Helios2 – 75/75 : S268D

Helios2 – 75/100 i : M268D

Helios2 – 100/100 i : T268D

Series 8E

Helios2 – 75/75 : S268E

Helios2 – 75/100 i : M268E

Helios2 – 100/100 i : T268E

### Disclosure

Any amount that is allocated to a GIF is invested at the risk of the contractholder and may increase or decrease in value. This document is not a comprehensive description of the DFS GIF – Canadian Balanced – CI. Please refer to the most recent Contract and Information Folder for the Desjardins Financial Security Guaranteed Investment Funds Plan - Helios2 for more information such as (without limitation) contract features, guarantees, Series 8 eligibility and fee options. Helios2

is a trademark owned by Desjardins Financial Security Life Assurance Company. DFS Guaranteed Investment Funds is a registered trademark owned by Desjardins Financial Security Life Assurance Company. DFS Guaranteed Investment Funds are established by Desjardins Financial Security Life Assurance Company. DFS stands for Desjardins Financial Security.